
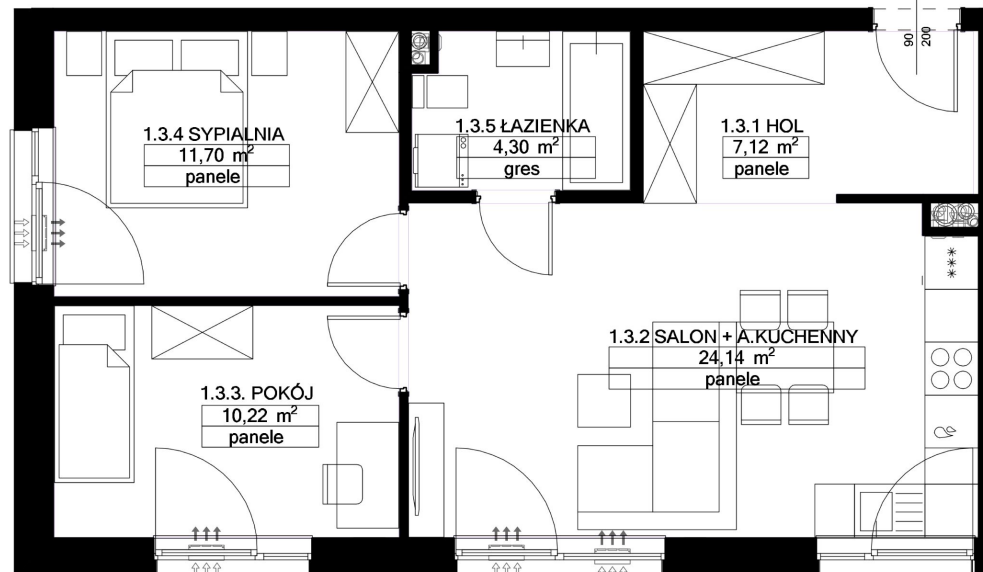
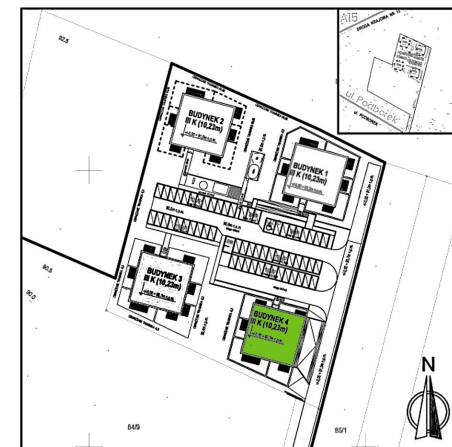


| POMIESZCZENIE             | POWIERZCHNIA              |
|---------------------------|---------------------------|
| Salon z aneksem:          | 24,14m <sup>2</sup>       |
| Hol:                      | 7,12m <sup>2</sup>        |
| Sypialnia:                | 11,70m <sup>2</sup>       |
| Łazienka:                 | 4,30m <sup>2</sup>        |
| Pokój:                    | 10,22m <sup>2</sup>       |
| Taras:                    | 16,08m <sup>2</sup>       |
| <b>SUMA (BEZ TARASU):</b> | <b>57,48m<sup>2</sup></b> |



0 1 2 3m

